

Visual Note Taking Makes You Smarter

by VonLogan B. Brimhall

Why Doodle?

Did you know that studies prove that doodling during a boring lecture actually helps you remember more of it? Taking notes does not have to be boring. Recording information using imagery, color, words, and typography can change the way you understand information and also dramatically increase your level of retention. (By up to 30%!) Stop suffering through tedious note-taking that works against your brain's natural structure and start creating visual maps that actually impact how you learn. This visual note-taking class provides step-by-step instructions on the skills you need and the process by which you can learn to take notes that you'll actually look at again. No artistic talent or tendencies required.

Strategic Doodling

Strategic doodling means using both written and drawn notes to capture complex ideas or thoughts. Don't just doodle aimlessly during a boring lecture, draw it! Try to represent what you hear both in written and visual forms.

How to Doodle?


The visual alphabet




1. Lettering



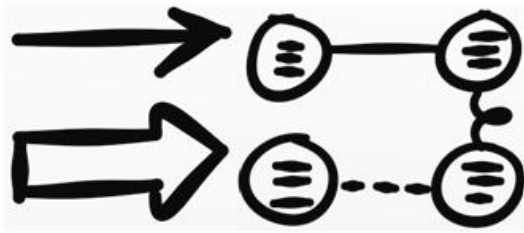
2. Bullets




3. Frames



4. Connectors



5. Faces and figures



6. Shadows and shading



7. Filler




Great Web Sites
sunnibrown.com
danroam.com
rohdesign.com
davegrayinfo.com
austinkleon.com
evalotta.net

What to Doodle? ~~~~~

Notes:



Teaching and Sharing:



When and Where to Doodle?

Always be considerate of others, especially those speaking or teaching. Doodling during a meeting or in a small class may make people think you are not really paying attention. If needed, you can always leave blank spaces to fill in with your drawings later.